




Commercial Grade Truck Equipment SM

LIGHTS AND LIGHTING ACCESSORIES



Model	Description
LHH	Light Holes Punched - 4 in body, 4 1/2" diameter - High location for stop, tail, turn and back-up light. Not available with crane reinforcement. Per set.



Model	Description
LHL	Light Holes Punched - 4 in body, 4 1/2" diameter - Low location for stop, tail, turn and back-up light. Not available with crane reinforcement. Per set.



Model	Description
LITEMOUNT	Bracket Light Holes Punched - 2 in each Bracket, 4 1/2" diameter. For stop, tail, turn, back-up light, and license plate light. For external mounting on rear of body. Recommended for crane reinforced service body. Per set.



Model	Description
LITEMOUNT3	Bracket Light Holes Punched - 3 in each bracket 4 1/2" diameter holes.



Model	Description
LTK2	Light Kit - Flush Mount, Rubber Grommet, Plug-in for bodies over 80" wide. Includes stop, tail, turn light, 2 back-up lights, license plate light, 3 RID lights, marker lights, and reflectors. Includes wiring harness for Ford Super Duty trucks.




Model	Description
LTK LED2	Light Kit - Flush Mount, Rubber Grommet, Plug-in for bodies over 80" wide. Includes LED stop, tail, turn light, 2 back-up lights, license plate light and bracket, Light bar with 3 RID lights, 2 amber and 2 red marker lights, and 2 reflectors. Includes wiring harness. NOTE: Optional adapter required.



Model	Description
LTK LED4	Light Kit - Flush Mount, Rubber Grommet, Plug-in for bodies over 80" wide. Includes LED stop, tail, turn light, 2 incandescent backup lights, license plate light and bracket, Light bar with 3 RID lights, 2 amber and 2 red marker lights, and 2 reflectors. Includes wiring harness. NOTE: Optional adapter required.

Quick Reference

Truck Make / Model		Incandescent Light Kit	Led Light Kit
FORD 2017 - 20	Bed Removal	WHA27	WHA27 WHA15
	Box Delete	WHA18	WHA18 WHA15
	Cab Chassis	WHA18	WHA18 WHA15
GM 2020	Bed Removal	WHA28	WHA28 WHA15
	Box Delete	WHA28	WHA28
	Cab Chassis	WHA28	WHA28
RAM 2007 - 20	Bed Removal	Hard Wire	Hard Wire WHA15
	Box Delete	Hard Wire	Hard Wire WHA15
	Cab Chassis	WHA21	WHA21 WHA15



Model	Description
WHA15	Power Resistor Wiring Adapter - from RKI wiring harness (WHW) for LED light installations. Refer to adapter listings for more details..



Model	Description
WHA16	<p>Wiring Adapter Kit – from RKI wiring harness (WHW) to 2007-2014 GM HD pickups and cab chassis. GM pickups also require WHA15 for LED light kit applications.</p> <p>NOTE: Truck dealer reprogramming is required for GM HD pickup bed removal LED applications.</p>



Model	Description
WHA18	<p>Wiring Adapter Kit – from RKI wiring harness (WHW) to 2017 Ford Super Duty Pickups and 2002 and later Ford Super Duty Cab Chassis. Required for incandescent or LED light kits.</p>



Model	Description
WHA21	<p>Wiring Adapter Kit – from RKI wiring harness (WHW) to Dodge 2007 and later Cab Chassis. Adapter WHA15 also required for LED light Installations.</p>



Commercial Grade Truck Equipment SM

LIGHTS AND LIGHTING ACCESSORIES




Model	Description
WHA24	Wiring Adapter Kit – Ford 2011-2016 Pickup (rectangular) to WHW wiring harness (round). Adapter WHA15 also required for LED light installations.



Model	Description
WHA25	Wiring Adapter Kit – 2015 Chevy HD (Left=Blue and Right=Grey) to WHW wiring harness (round). NOTE: Truck Dealer reprogramming is required for bed removal pickup applications. Adapter WHA15 also required for LED light installations.



Model	Description
WHA26	Wiring Adapter Kit – 2016 thru 2019 Chevy (pick ups and chassis cab) (Left=Black and Right=Grey) to WHW wiring harness (round). NOTE: Truck Dealer reprogramming is required for bed removal pickup applications. Adapter WHA15 also required for LED light installations.



Model	Description
WHA27	<p>Wiring Adapter Kit – 2017 & later Ford Super Duty Pickup bed removal.(rectangular) to WHW wiring harness (round).</p> <p>Adapter WHA15 also required for LED light installations.</p>



Model	Description
WHA28	<p>Wiring Adapter Kit - 2020 GM (pick ups and chassis cab) (Left=Black and Right=Black) to WHW wiring harness (round).</p> <p>NOTE: Truck Dealer reprogramming may be required for pick up bed removal applications.</p> <p>Adapter WHA15 also required for LED light installation on pick up bed removals.</p>

Model	Description
WHW	<p>Wiring Harness, Wide Bodies – direct plug-in harness for 2008 Ford Super Duty. WHW harness is included in LTK2, LTK LED2 & LTK LED4 light kits or can be purchased separately.</p> <p>NOTE: Optional adapters required for direct plug-in for Ford Super Duty Cab Chassis, Dodge and GM applications.</p>

NOTE: Due to current Dodge light design RKI is unable to offer a direct plug-in adapter for 2007 and newer Dodge factory box-on Pickups, contact Dodge for instructions on how to wire these vehicles.



Model	Description
CMPTLGT	Dome light for compartment.
INSTCMPTLGT	Install dome light. Per compartment.

LED Strip Lighting Kits



Model	Application
BLTKLED60	40" - 60" CA bodies – 6 compartments
BLTKLED84	84" CA bodies – 8 compartments
BLTKLED60T	40" - 60" CA top opening bodies- 6 compartments and 2 top opening compartments
BLTKLED84T	84" CA top opening bodies – 8 compartments and 4 top opening compartments

Each kit Contains:

Easy to install adhesive backed IP 65 rated LED light strips - (one strip for each vertical and horizontal compartment).

Door activated switches, which turn the light on when the compartment door is opened,

Brackets to attach switches to the service body and connectors for easy joining of wires.

For service bodies with the #2 door arrangement, an additional strip may be ordered for optimal illumination, consult factory for pricing.